



## Modular ice maker up to 670 kg - Scale system

Hotel	████████████████████
Restaurant	████████████████████
Fast food	████████████████████
Bar	████████████████████
Disco	████████████████████
Fish market	████████████████████
Supermarket	████████████████████
Medical & SPA	████████████████████
Industry	████████████████████

### ► Position n°




### ► Features & Plus


- Sub-cooled scale ice 99% dry
- 1l (water) - 1kg (ice) - only Air cooled
- AISI 304 SS Scotch Brite finish
- Tropical class +43°C
- Specific volume 1 m<sup>3</sup> = 650 kg of ice
- Vertical fixed “no leak” evaporator
- Anticorodal alloy evaporator
- Removable and cleanable air filter
- Cleanable antiscaling filter
- Air or water cooling system
- FDA approved - ABS plastic components
- Easy cleanable internal rounded surfaces
- RoHS Free
- Electromechanical operation
- Automatic water charge
- Standard and special voltages
- Frame in INOX



Vertical fixed “no leak” evaporator



Removable and cleanable air filter



Cleanable antiscaling filter



Frame in INOX

### ► Usable Bins

- Bin 350
- Bin 550V DS
- Double Roller Bin 100
- Double Roller Bin 500
- Double Roller Bin 1200

### ► Prod. 24h

Air temp.		Water temp.		Kg	Lbs
10° C	50° F	10° C	50° F	670	1477
21° C	70° F	15° C	60° F	620	1367

**2 Years Warranty**  
subject to limitations

### ► Certifications available for this model



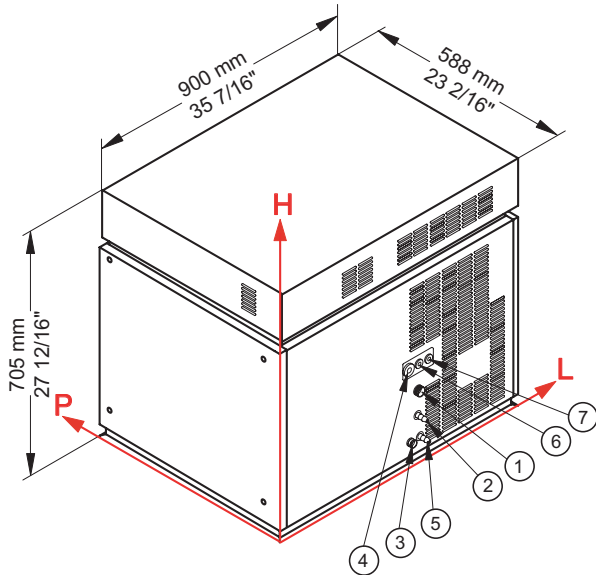


Ice Scales

# Muster 600



## Modular ice maker up to 670 kg - Scale system



### ► Working conditions

- Location: **Indoor**

	Min	Max
Ambient temperature	+10° C / +50° F	+43° C / 110° F
Water temperature	+3° C / +37° F	+32° C / +90° F
Voltage	-10%	+10%
Water inlet pressure	1bar (14 psi)	6bar (84 psi)

### ► Performances

	Air temperature	Water temperature					
		10° C	50° F	15° C	60° F	21° C	70° F
	10° C	670 kg					
	50° F		1477 lbs				
	21° C			620 kg			
	70° F				1367 lbs		
	32° C					520 kg	
	90° F						1146 lbs

### ► Connections

All misure are referred to the down-left corner (L-H-Ø)

- ① Water in.: 463 mm / 18 4/16" - 187 mm / 7 6/16" - 3/4"
- ② Cond. water in.: 463 mm / 18 4/16" - 120 mm / 4 12/16" - 12 mm / 8/16"
- ③ Water out.: 428 mm / 16 14/16" - 60 mm / 2 6/16" - 24 mm / 15/16"
- ④ Electrical connections: 434 mm / 17 1/16" - 257 mm / 10 2/16"
- ⑤ Cond. water out.: 472 mm / 18 9/16" - 60 mm / 2 6/16" - 12 mm / 8/16"
- ⑥ Remote connections.: 473 mm / 18 10/16" - 257 mm / 10 2/16"
- ⑦ Connection to DRB 500: 510 mm / 20 3/16" - 257 mm / 10 3/16"
- ② ③ Only for water cooling systems

### ► Technical information

Production in 24h	620 kg / 1367 lbs	Sizes (L-P-H mm)	900 - 588 - 705
Cooling system	A - W	(L-P-H in)	35 7/16 - 23 2/16 - 27 12/16
Refrigerant	R404A	Sizes with pack (L-P-H mm)	965 - 655 - 880
Standard voltage	400-415 V ~ 3N 50 Hz	(L-P-H in)	38 - 25 13/16 - 34 10/16
Electrical consumption	3000 W	Net weight	151 kg / 333 lbs
Fuse	16 A	Gross weight	166 kg / 366 lbs
Water consumption	A: 1 l/kg - 12,0 gal/100 lbs	Finish	AISI 304 stainless steel, scotch brite
	W: 7,4 l/kg - 88,7 gal/100 lbs		

All the technical information need to be considered at the following conditions:  
 Ambient temperature +21° C  
 Water temperature +15° C  
 Electrical consumption at +43° C (standard voltage)

Models and specifications are subject to change without notice



BREMA ICE MAKERS SPA

Via dell'Industria 10,  
20020 Villa Cortese (MI), Italy

tel. +39 0331 434811  
fax +39 0331 433833

[www.bremaice.it](http://www.bremaice.it)  
info@bremaice.it

Bim + Data  
download

We are Brema

