



SISTEMI SPLIT PER SALE DI LAVORAZIONE

SPLIT SYSTEM FOR FOOD PREPARATION AREAS

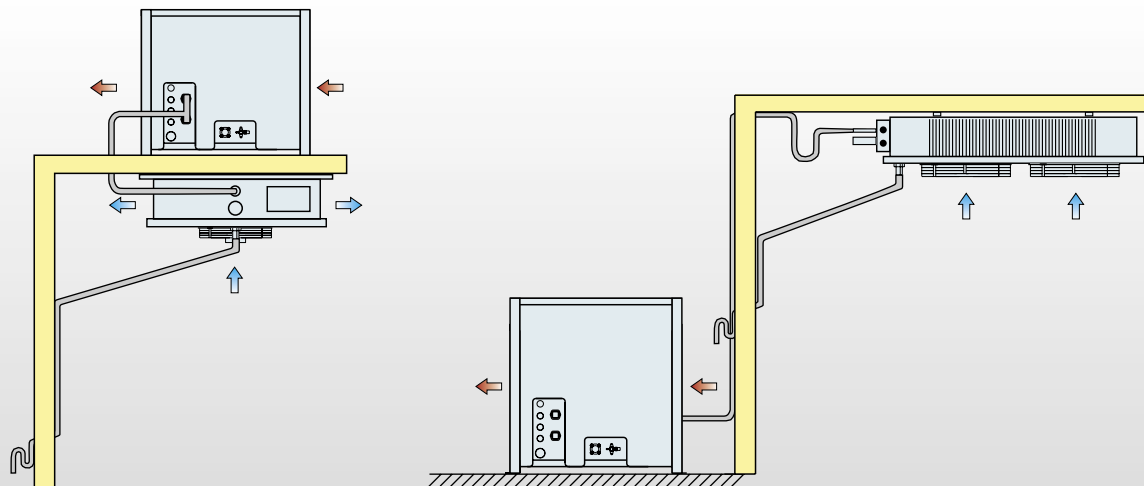
# BLOCKSYSTEM **STH\_DF**



Serie split - con evaporatore doppio flusso  
Split range - with dual air flow ceiling unit coolers

## R404A

	HBP
<b>Campo di esercizio (Te)</b> <i>Operating range (Te)</i>	+15°C ÷ +8°C
<b>Potenza compressore</b> <i>Compressor power</i>	1/3 ÷ 15 HP
<b>Potenza Frigorifera</b> <i>Refrigerating capacity</i>	1000 ÷ 41000 W Ta = 32°C (Tc = +12°C)
<b>Volume cella</b> <i>Cold room volume</i>	10 ÷ 410 m <sup>3</sup>
<b>Tipo di sbrinamento</b> <i>Defrosting type</i>	A



## BLOCKSYSTEM

STH\_DF

R404A

## Caratteristiche generali

Evaporatore doppio flusso con ventilatori a bassa velocità  
 Centralina elettronica di controllo  
 Sbrinamento ad aria  
 Espansione a valvola termostatica  
 Pressostato di alta  
 Pannello di controllo remoto (10m)  
 Micro porta con cavo (2,5m)  
 Luce cella con cavo (2,5m)  
 Scarico diretto dell'acqua di condensa  
 Cavi di connessione evaporatore/unità condensatrice (10m)  
 Cavo di alimentazione (2,5m)  
 Resistenza carter  
 Pressostato doppio  
 Pressostato parzializzazione ventole  
 imballo incluso

## Optional

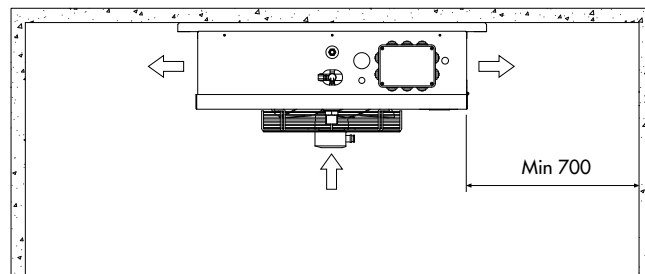
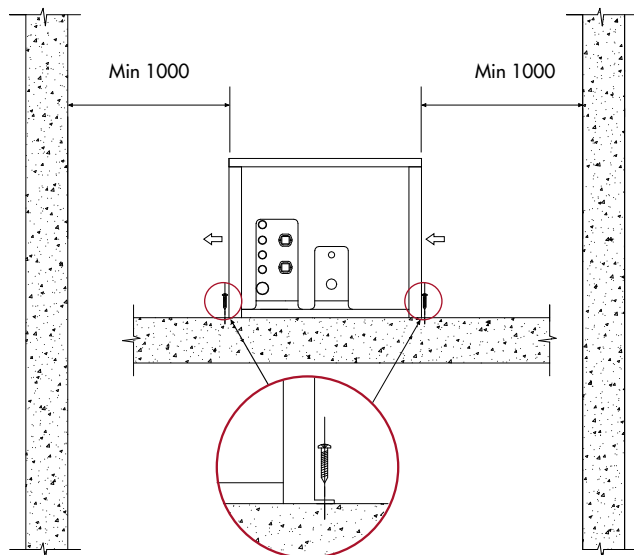
Tubazioni precaricate nelle lunghezze di 2,5/5/10m (dove disponibili)  
 Gas diverso  
 Voltaggio diverso  
 Condensazione ad acqua  
 Variatore di velocità ventole condensatore  
 Resistenza carter (dove non prevista)  
 Pressostato di bassa  
 Espansione a valvola termostatica (dove non prevista)  
 Monitor di tensione  
 Interruttore magnetotermico differenziale  
 Predisposizione per telegestione e/o Master e Slave  
 Sistema di telegestione

## General features

Dual air flow ceiling unit coolers with low speed fans  
 Electronic control panel  
 Air defrost  
 Thermostatic valve or capillary expansion  
 High pressure switch  
 Remote control panel (10m)  
 Door micro switch with cable (2,5m)  
 Cold room light with cable (2,5m)  
 Condensing water direct discharge  
 Connecting cables evaporator/condensing unit (10m)  
 Power supply cable (2,5m)  
 Crankcase heater  
 Dual pressure switch  
 Pressure switch for condenser fans control  
 Package included

## Optional

Pre-charged pipe connections of the following lengths 2,5/5/10m (when available)  
 Different gas  
 Different voltage  
 Water condensation  
 Condenser fan speed variator  
 Crankcase heater (when not provided)  
 Low pressure switch  
 Thermostatic valve expansion (when not provided)  
 Voltage monitor  
 Differential thermomagnetic switch  
 Presetting of electronic remote management and /or Master and Slave  
 Management software system



## Legenda/Legend

**Sbrinamento / Defrost**  
 A = aria / air

**Espansione / Expansion**  
 C = capillare / capillary tube  
 V = valvola / valve

**Tipo di compressore / Compressor type**  
 E = ermetico / hermetic  
 SE = semiermetico / semi-hermetic

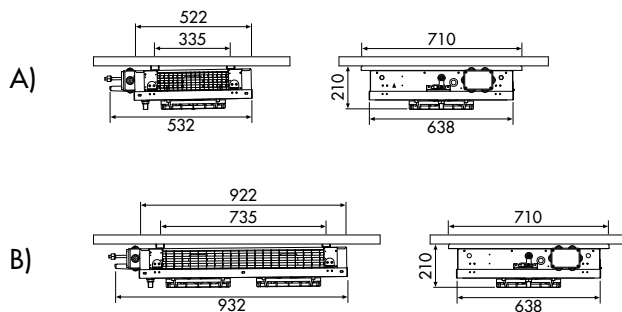
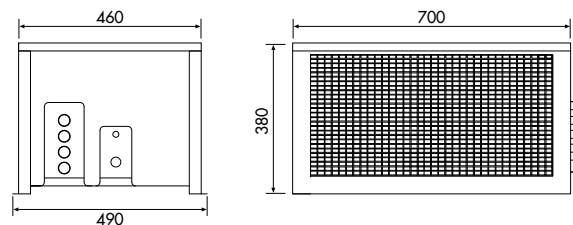


# BLOCKSYSTEM

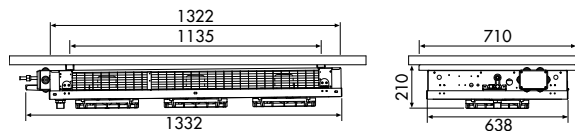
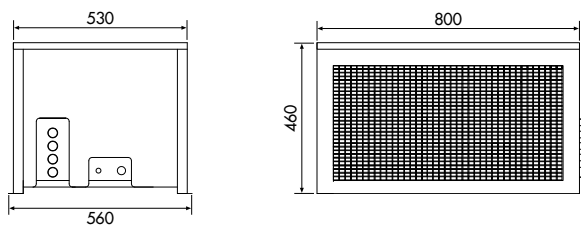
## STH\_DF

R404A

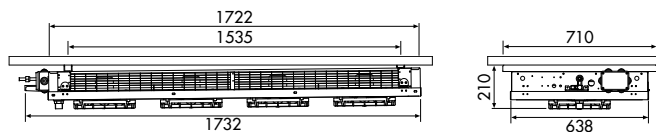
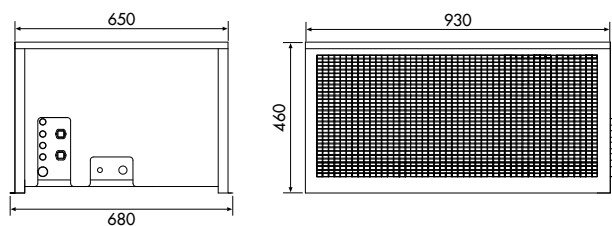
2x250 A) STH003Z001DF - STH006Z001DF  
 2x250 B) STH009Z001DF - STH016Z001DF



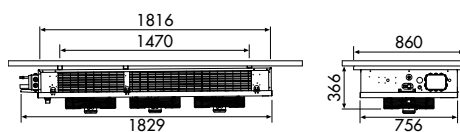
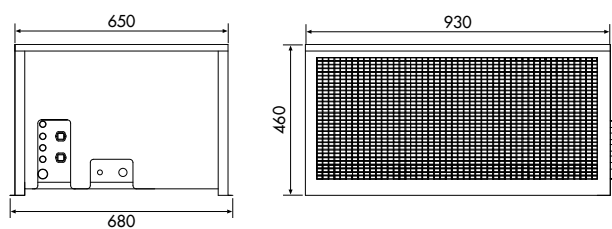
2x300 STH022Z012DF - STH034Z012DF



2x350 STH054Z012DF

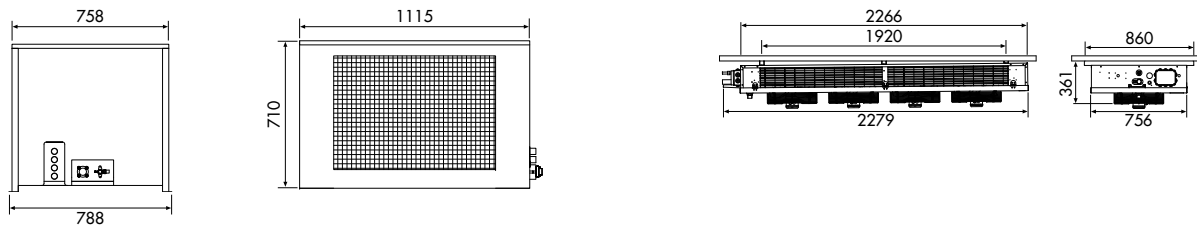


2x350 STH068Z012DF - STH080Z012DF

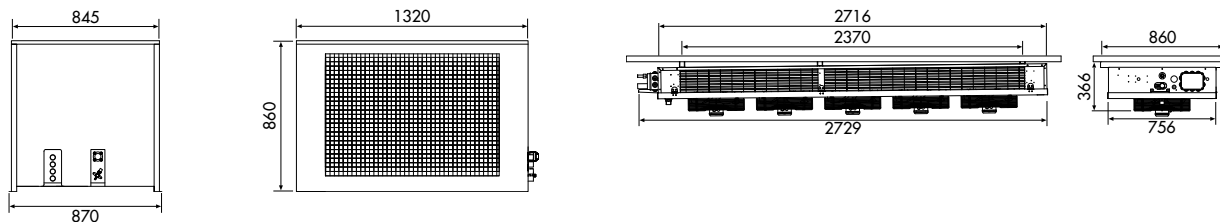


# BLOCKSYSTEM **STH\_DF**

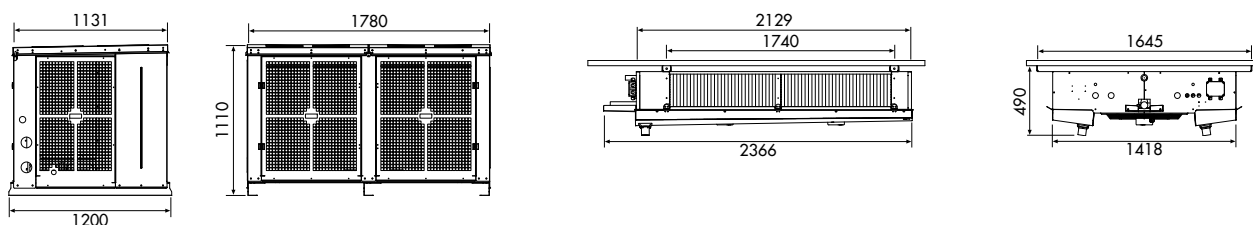
2x400 STH110Z012DF



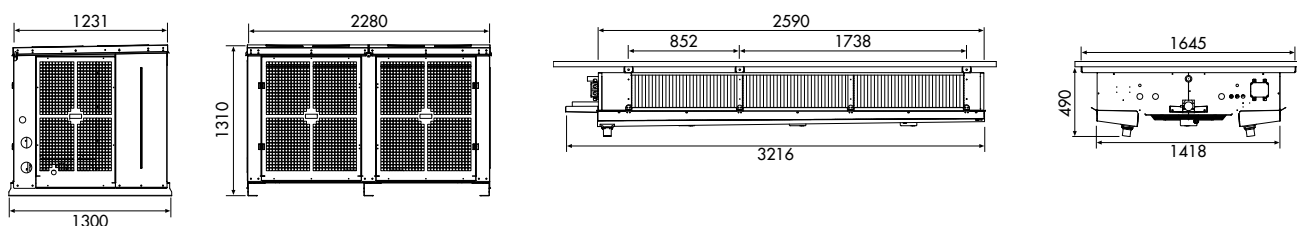
2x450 STH140Z012DF - STH200Z012DF



2x500 STH300Z012DF - STH370Z012DF



2x630 STH450Z012DF - STH520Z012DF



Per ulteriori informazioni, contattare il nostro ufficio tecnico / For further information, please contact our technical dept

Descrizione, dati tecnici e illustrazioni sono indicativi e non vincolanti. La Rivacold si riserva il diritto di modificare per intero o in parte le specifiche descritte nella presente documentazione senza preavviso e a beneficio della continuità produttiva, di utilizzare produttori alternativi di componenti previsti nel progetto.

Descriptions, technical data and pictures are to be considered as a guide and not binding. Rivacold reserves the right to change in whole or part, the specification detailed in this documentation without prior notice and, when necessary to achieve continuous productions, to use alternative manufactures of components for design accomplishment.