

Slope Bin 243 kg




Features

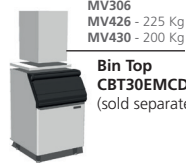
- Slope front ice storage bin, for Gourmet & Dice Cubes, Flake, Superflake, Nugget, Cubelet ice.
- New sleek, contemporary styling. A perfect match to MC, MF, MV, PMV and Prodigy Scotsman modular cube ice machines in 76cm / 30" width.
- Convenient & hygienic internal ice scoop holder.
- Exterior panels in durable stainless steel.
- Polyurethane Insulation,
- High density, non-corroding Polyethylene bin liner, is designed with easy-to-clean rounded corners, and resists scratches and scuffs from ice scoops.
- Robust door frame will resist operational abuse.
- Rounded door-lip profile allows an easy reach for enhanced ease of operation.
- Fully removable door gasket seals door opening to reduce ice melt, easily disassembled for manual cleaning.
- Internal ice deflector enhances ice distribution to maximize bin storage capacity.
- Load resistant, stainless steel adjustable legs.
- Bin Caster available on request for selected models.
- Storage bin base drain tube conveniently rotates at 360° radius to allow ease-of-connection with any floor water drain position

(Application) capacity is calculated on 90% of total volume in the cubic feet x 34 lb/ft³ - 545 kg/m³.

(AHRI) capacity is calculated on 80% of total volume in the cubic feet x 30 lb/ft³ - 481 kg/m³.




MC16 Short - 172 Kg



MV306
MV426 - 225 Kg
MV430 - 200 Kg

Bin Top
CBT30EMCD
(sold separately)



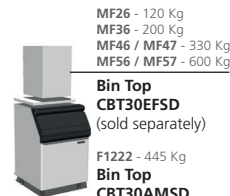
MV / P-MV456 - 240 Kg
MV460 - 220 Kg
MV / P-MV606 - 320 Kg
MV / P-MV806 - 430 Kg

C 0530 - 237 Kg
C 0630 - 328 Kg
C 0830 - 382 Kg
C 1030 - 456 Kg



C 0522 - 201 Kg

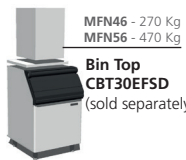
Bin Top
CBT30AMSD
(sold separately)



MF26 - 120 Kg
MF36 - 200 Kg
MF46 / MF47 - 330 Kg
MF56 / MF57 - 600 Kg

Bin Top
CBT30EFSB
(sold separately)

F1222 - 445 Kg
Bin Top
CBT30AMSD
(sold separately)



MFN46 - 270 Kg
MFN56 - 470 Kg

Bin Top
CBT30EFSB
(sold separately)



N622 - 292 Kg

Bin Top
CBT30EMCD
(sold separately)

	Ice Capacity (Application)		Ice Capacity (AHRI)		Internal Volume	 [WxDxH mm] 768x866x1274 [WxDxH inches] 30 1/4" x 34 1/16" x 50 3/16"
	[kg]	[lbs]	[kg]	[lbs]	m ³	
SB 530	243	534,6	181	433,4	0,496	

This product qualifies for the following listings:



2 Years Warranty

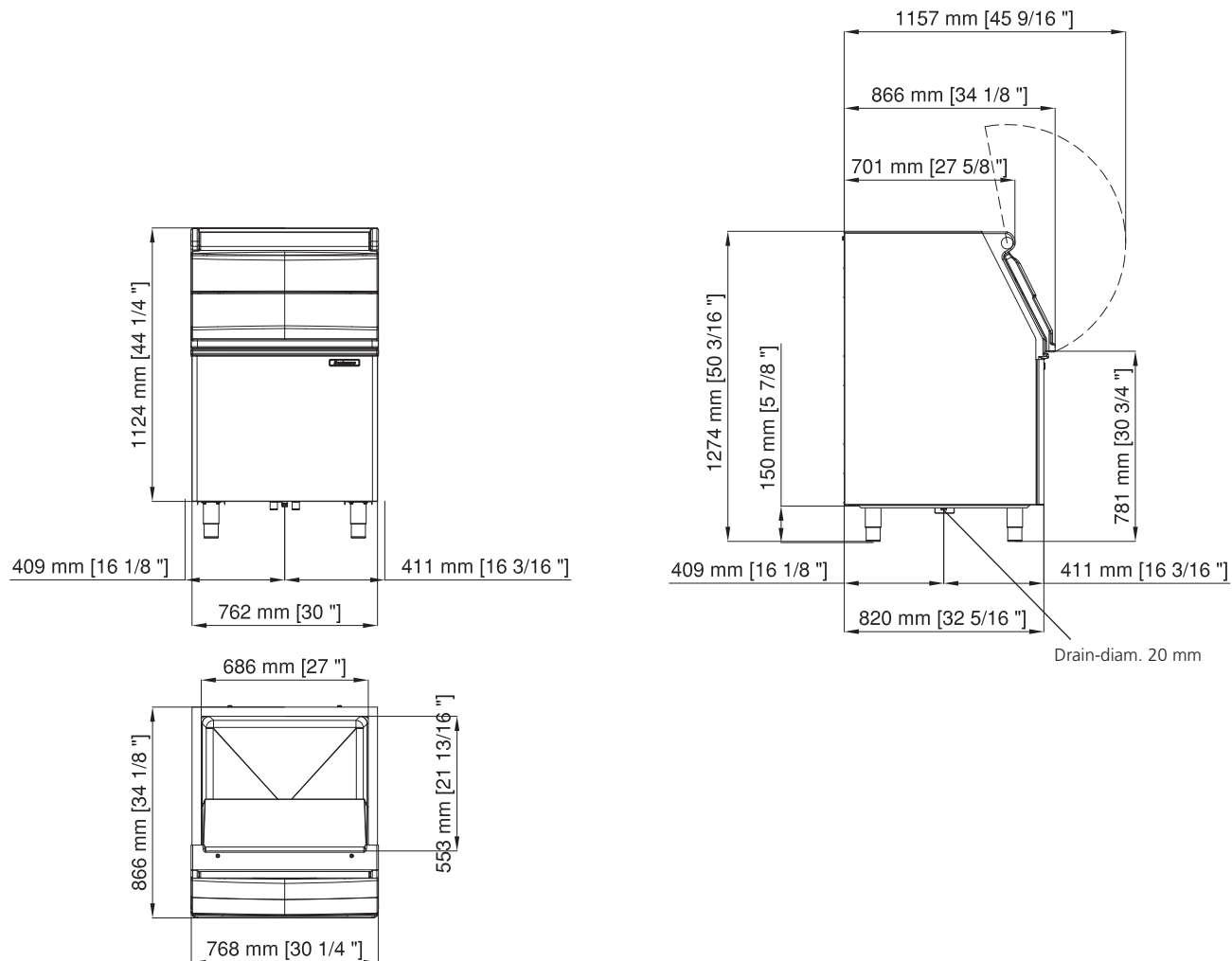
Subject to certain limitations and exclusions



Certified ISO 9001

www.scotsman-ice.it
www.scotsman-ice.com

Models and specifications are subject to change without notice.

Storage capacity 243 Kg



				
	[kg]	[lbs]	[kg]	[lbs]
SB 530	52	114,4	62	136.4

IMPORTANT NOTICE:
Models and specifications are subject to change without notice.
This spec sheet is meant for commercial purpose only.
For technical documentation please refer to our service manuals.

www.scotsman-ice.it
www.scotsman-ice.com