

Other models in this range:
ACM 25 - AC 56 - AC 86
AC 106 - AC 126 - AC 206
AC 176 - AC 226

Self Contained Ice Machine up to 24,5 kg



Features


- Produces individual Gourmet crystal clear supercubes.
- Up to 24,5 kg (54 lb) daily ice cubes production.
- Up to 9 kg (20 lb) ice storage capacity.
- Resistant stainless steel exterior.
- Simple and reliable electromechanic controls.
- Front panel in & out airflow (air cooled model only) for built-in installation.
- Front access condenser air filter, removable and washable (air cooled model only).
- Easily accessible front panel mount ON-OFF switch.
- Ergonomically designed ice storage access, with disappearing door.
- Door-closing movement dampening system.
- Water system protected by patented anti-scale system.
- AglION antimicrobial agent embedded in moulded plastics parts.
- CFC-free R134a refrigerant.
- 3 years manufacturer warranty.



Front ON-OFF switch



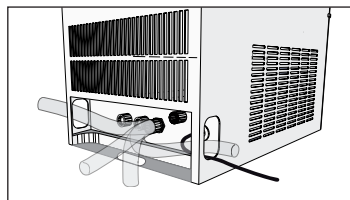
Available as option KIT under code KITLEGSSOCKET



New spray system

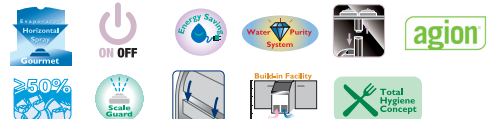


Proximity condenser air filter



Redesigned water connections area

Technologies



Model	Compressor	24h						Storage Capacity
		10°C : 10°C			21°C : 15°C			
		[kg]	[lb]	N ^o cubes*	[kg]	[lb]	N ^o cubes*	
AC 46 AS		24,5	54	1225	22,0	48	1100	9 20 450
AC 46 WS		24,5	54	1225	22,5	49	1125	9 20 450

*Estimate number of medium size gourmet cubes.

 [V/Hz/ph] 230/50/1	 R134a	 W D H [WxDxH mm] 386 x 600 x 645 [WxDxH inches] 15 3/16" x 23 5/8" x 25 3/8"
---------------------------	-----------	---

This product qualifies for the following listings:



Medium Gourmet 20 g
Ø 29 x H 34 mm

3 Years Warranty

Subject to certain limitations and exclusions

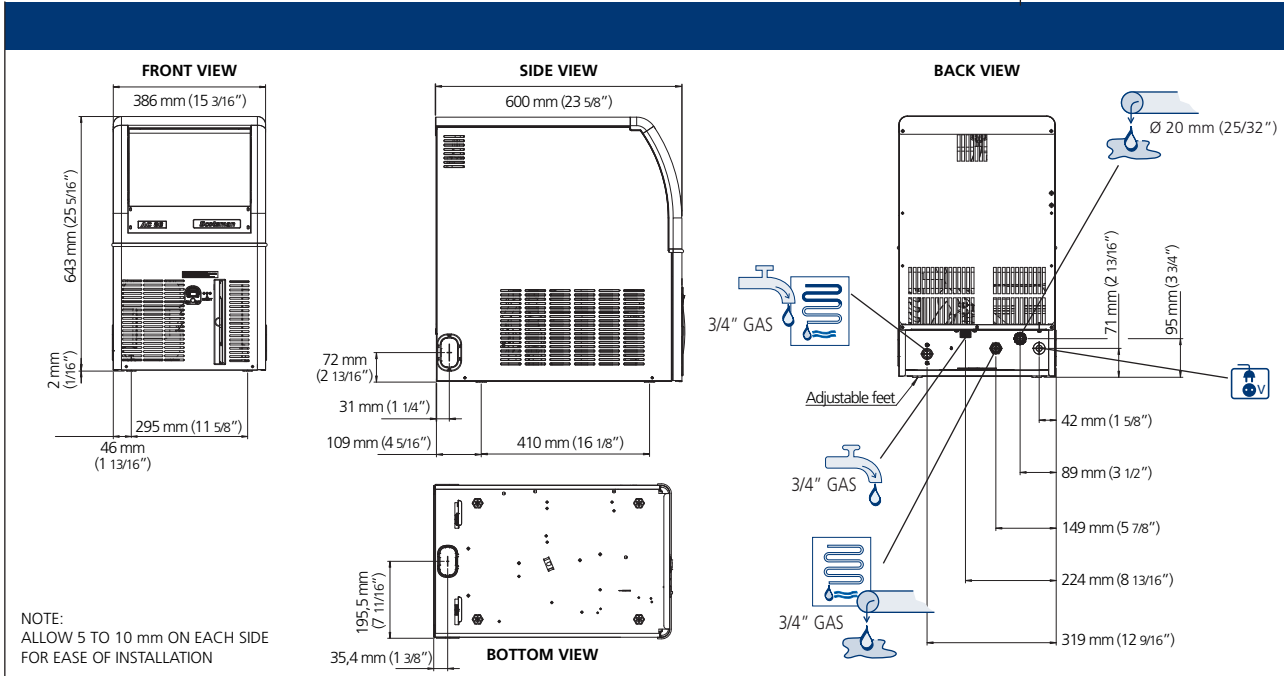
Certified ISO 9001:2008

www.scotsman-ice.it
www.scotsman-ice.com

Models and specifications are subject to change without notice.

Other models in this range:
 ACM 25 - AC 56 - AC 86
 AC 106 - AC 126 - AC 206
 AC 176 - AC 226

Self Contained Ice Machine up to 24,5 kg



AC 46 AIR COOLED

°C \ °F	50° 10°	60° 15°	70° 21°	90° 32°	
10°	24.5	24	23.5	22.5	kg
50°	54	53	52	49	lb
21°	22.5	22	21.5	20.5	kg
70°	49	48	47	45	lb
32°	19.5	19	18.5	17.5	kg
90°	43	42	41	41	lb
38°	18	17.5	17	16	kg
100	39	38	37	35	lb

24h

AC 46 WATER COOLED

°C \ °F	50° 10°	60° 15°	70° 21°	90° 32°	
10°	24.5	24	23.5	22.5	kg
50°	54	53	52	49	lb
21°	23	22.5	22	21	kg
70°	50	49	48	45	lb
32°	22	21.5	21	20	kg
90°	48	47	45	40	lb
38°	20	19.5	19	18	kg
100	40	43	42	39	lb

24h

Minimum	Maximum
10°C (50°F)	43°C (110°F)
5°C (41°F)	38°C (100°F)
-10%	+10%
1 bar 14 psi	5 bar 70 psi

Model	Cooling Type	[Btu/h]	[W]	[Ømm ²]	[W]	FUSE	[kWh] - 100 kg	[l/h]	[gal/h]	[kg]	[lb]	[kg]	[lb]
AC 46 AS		2730	800	1,5	400	10	40,8	3.2	0.84	35	77	42	93
AC 46 WS		2730	800	1,5	400	10	31,0	27.3	7.2	35	77	42	93

IMPORTANT NOTICE:
 Models and specifications are subject to change without notice.
 This spec sheet is meant for commercial purpose only.
 For technical documentation please refer to our service manuals.

www.scotsman-ice.it
www.scotsman-ice.com